



**TIGERMOTH<sup>®</sup>**  
LIGHTING LTD



---

## IMMACULATE STATEMENT LIGHTING, HANDCRAFTED FROM THE FINEST MATERIALS, MADE TO ORDER IN ENGLAND.

---

Beautiful interiors deserve beautiful lighting. Our customisable collection of chandeliers, pendant lights, wall lights and lamps delivers in immaculate fashion.

From our riverside workshop in the South of England, we create elegant lighting to grace gorgeous hotels, restaurants and private residences worldwide.

Our designs combine lightness and strength, exquisitely realised in solid hewn alabaster, delicate metal chains, fine silks and hand-wrought metalwork. Each and every Tigermoth light is lovingly crafted by our skilled and discerning team, with absolutely no detail overlooked.

We work as a professional creative partner, meticulously supporting interior designers to achieve their vision for every space.

---

ESTABLISHED 2009

**WWW.TIGERMOTHLIGHTING.COM**

Tel: +44 (0) 118984 5232 | [hello@tigermothlighting.com](mailto:hello@tigermothlighting.com)  
216 Design Centre East, Chelsea Harbour Design Centre, London, UK, SW10 0XD

---

# OUR STORY



The Tigermoth story is rooted in a passion for interiors, a strong engineering heritage and an unwavering attention to detail.

Tigermoth was born 14 years ago out of a desire to create elegant modern lighting, immaculate in every detail. We successfully launched our first collection of pendant lights at Decorex in 2009, and we have grown organically ever since.

Every year, we add new designs to a collection that features over 1000 customisable options. Meanwhile, the team of Tigermoth's talented craftspeople has grown to fill a brand-new dedicated workshop in the picturesque Thameside village of Pangbourne.

In 2023, we proudly opened the doors of our Showroom in London's Chelsea Harbour.

In all that time, the one thing that has not changed is the care and attention we pay to every detail of every light, for every client we work with.





# OUR ETHOS



Harriet Daniels  
Founder and creative director



For many, the appeal of our lights lies in their juxtaposition of lightness and strength. Our design ethos reflects the background of Tigermoth founder Harriet Daniels, which fuses a lifelong love of interior design with a first career in engineering.

Tigermoth is recognised as a Lighting Industry Association Quality Assured Company. Our work has been recognised by the interiors press internationally, including House and Garden, 25 Beautiful Homes, The English Home magazine and many more. In 2020, we were winners of the SBID Product Design Awards for our Fold Linear Chandelier.



# CHANDELIERS

Compass Chandelier shown  
in Alabaster with Gold



18arm Compass Chandelier shown in Gold with Alabaster



Stem Chandelier with Lattice  
shown in Bronze with Birch Silk



Shallow Chandelier shown in Gold with Silver Chain



Two-tier Stem Chandelier  
shown in Gold with Black Silk



Dapple Ceiling Light in Antique Brass with Oyster Silk



Fold Linear Chandelier shown in Bronze



12-arm Stem Chandelier shown in Gold with Birch Shades





Stem Chandelier with Lattice  
shown in Gold with Birch Silk



Long Chandelier shown in Silver Chain



Small Dapple Ceiling Lights in Antique Brass with Oyster Silk




Shallow Chandelier shown  
in Clear Crystal with Bronze

Stem Chandelier shown  
in Gold with Birch Silk



Shallow Chandelier shown  
in Silver Chain with Bronze



Rectangular Chandelier shown in Clear Crystal with Gold





# ALABASTER PENDANT CLUSTER

A cluster of pendant lights hewn from solid alabaster. When lit, the alabaster shade offers a stunning diffuse light and displays a fascinating marbled texture. Each shade is adorned with three cast brass decorative elements with a choice of Leaf in Bronze or Deco in Antique Brass.

Matching ceiling rose and fabric flex to match either Bronze or Antique Brass metalwork.

## METALWORK FINISHES



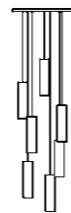
Bronze



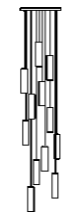
Antique Brass

Available in 3 sizes:

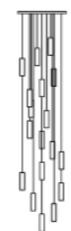
- 7-light Cluster:  
dia600mm x h2000mm



- 12-light Cluster:  
dia600mm x h3000mm



- 18-light Cluster:  
dia1000mm x h4500mm



Download detailed  
product information  
from our website.



18-Light Alabaster Cluster in  
Antique Brass with Deco Detail

6 arm shown in Bronze



18arm shown in Gold



METALWORK  
FINISHES

Bronze


Gold

# COMPASS CHANDELIER with ALABASTER

An elegant Chandelier featuring shades hewn from solid alabaster. The soft opalescent alabaster shade is offset by the clean contemporary lines of the hand-grained metalwork. When lit, the alabaster shade offers a stunning diffuse light and displays a fascinating natural marbled texture. Bronze or Gold metalwork.


Available in 2 sizes:

- 6 Arm:  
dia1000 x h600mm



Download detailed product information from our website.

- 18 Arm:  
dia1200 x h1200mm



Download detailed product information from our website.

Small Dapple Ceiling Light in  
Antique Brass with Oyster Silk



# DAPPLE CEILING LIGHT

A silk drum shade with diffuser encased in a hammered patinated brass metal frame. The stepped design of the frame creates interest and a stunning dappled light effect from all angles. Suspended by an antique brass rod which can be made to your specification.

Antique Brass metalwork.

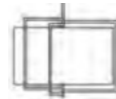
Select from our house fabrics: Silk Douppion, Silk Satin, Silk Linen or specify Customer's own Material.

Available in 2 sizes:

- Small:  
dia300mm x h550mm



- Medium:  
dia550mm x h480mm




Download detailed  
product information  
from our website.

Medium Dapple Ceiling Light in  
Antique Brass with Steel Silk



METALWORK  
FINISH

SILK FINISHES





Shown in Bronze



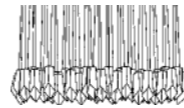
# FOLD LINEAR CHANDELIER

A linear array of folded brass shades, each one made from a single piece of hand-grained folded brass. Individually, the shades present a striking geometric shape. Together, they take on an organic form. Finalist for Darc Awards 2019, Winner of SBID Decorative Lighting Category 2020.

Bronze metalwork.

Available in 1 size:

- w1200 x d200 x h320mm



Download detailed product information from our website.



METALWORK FINISHES

Bronze

Shown in Bronze

# FOLD CASCADE CHANDELIER

A cascade of folded brass shades, each one made from a single piece of hand-grained folded brass. Individually, the shades present a striking geometric shape. Together, they take on an organic form. Ideal for tall slim spaces such as stairwells. Bronze metalwork.

METALWORK FINISH

Bronze

Available in 1 size:  
• dia300 x h2000mm



Download detailed  
product information  
from our website.

Shown in Bronze



Shown in Silver Chain with Flat Nickel

# RECTANGULAR CHANDELIER with CHAIN

Two layers of delicate chain strands with hand-crafted metalwork.  
Silver, Copper, Black or Gold chain.  
Bronze or Gold metalwork.



Shown in Silver Chain with Flat Nickel

Available in 1 size:  
• w1010x d270 x h330mm



Download detailed  
product information  
from our website.





Shown in Clear  
Crystal with Gold

Available in 1 size:  
• w1010x d270 x h330mm



Download detailed  
product information  
from our website.

# RECTANGULAR CHANDELIER with CRYSTAL

Two tiers of beautiful hand-cut crystal with hand-crafted metalwork.  
Clear or Smoke crystal.  
Bronze or Gold metalwork.



Shown in Smoke  
Crystal with Gold


## CRYSTAL COLOURS




Clear



Smoke



Bronze



Gold

## METALWORK FINISHES

Shown in Gold with Ivory Silk



Shown in Gold with Black Silk

# STEM CHANDELIER with SILK

An elegant hand-crafted metal stem frame, supporting beautiful silk douppion or crepe satin shades.

Select from our house fabrics: Silk Douppion, Silk Satin, Silk Linen or specify Customer's own Material.

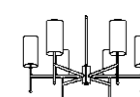
Bronze or Gold metalwork.

Available in 4 sizes:

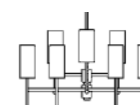
- 3 arm:  
dia600 x h520mm



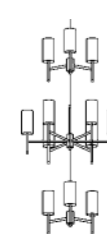
- 6 arm:  
dia950 x h620mm



- 9 arm:  
dia950mm x h680mm



- 12arm:  
dia950 x h2000mm



Download  
detailed  
product  
information  
from our  
website.

METALWORK FINISHES

SILK FINISHES

Bronze
Gold
Black
Ink
Birch
Ivory
Fossil
White
Steel
Celery
Graphite
Orchid
Silver
Oyster
Ivory
Mustard
Forest
Nettle
Delphinium
Dove Grey
Terracotta
Dusk



Shown in Bronze with Birch Silk

# STEM CHANDELIER with LATTICE

An elegant hand-crafted metal stem frame, supporting beautiful silk douppion or crepe satin shades encased in a delicate metal lattice.

Select from our house fabrics: Silk Douppion, Silk Satin, Silk Linen or specify Customer's own Material.

Bronze or Gold metalwork.

Available in 4 sizes:

- 3 arm:  
dia600 x h520mm
- 6 arm:  
dia950 x h620mm
- 9 arm:  
dia950mm x h680mm
- 12arm:  
dia950  
x h2000mm

Download detailed product information from our website.



Shown in Gold with Ivory Silk

## METALWORK FINISHES



## SILK FINISHES

Shown in Bronze with Black Chain



Shown in Gold with Silver Chain



# SHALLOW CHANDELIER with CHAIN

Three shallow layers of delicate chain strands and hand-crafted metalwork.  
Silver, Copper, Black or Gold chain.  
Flat Nickel, Bronze or Gold metalwork.  
410mm, 510mm and 710mm are available rated to IP44 for bathrooms.

## CHAIN COLOURS

Silver

Copper

Black

Gold

## METALWORK FINISHES

Flat Nickel

Bronze

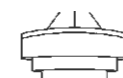
Gold

Available in 5 sizes:

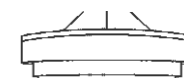
• dia410 x h280mm



• dia710 x h310mm



• dia1210 x 450mm



• dia510 x h280mm



• dia1010 x h320mm



Download detailed product information from our website.



# SHALLOW CHANDELIER with CRYSTAL

Three shallow tiers of beautiful hand-cut crystal and hand-crafted metalwork.

Clear or Smoke crystal.

Flat Nickel, Bronze or Gold metalwork.

410mm, 510mm and 710mm are available rated to IP44 for bathrooms.

Available in 5 sizes:

- dia410 x h280mm



- dia510 x h280mm



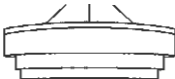
- dia710 x h310mm



- dia1010 x h320mm




- dia1210 x 450mm



Download detailed product information from our website.



Shown in Clear Crystal  
with Flat Nickel metalwork



Shown in Silver Chain with Flat Nickel



CHAIN COLOURS

METALWORK FINISHES



Available in 3 sizes:

- dia410 x h630mm



- dia510 x h780mm



- dia710 x h1080mm



Download detailed  
product information  
from our website.

Shown in Black Chain with Bronze

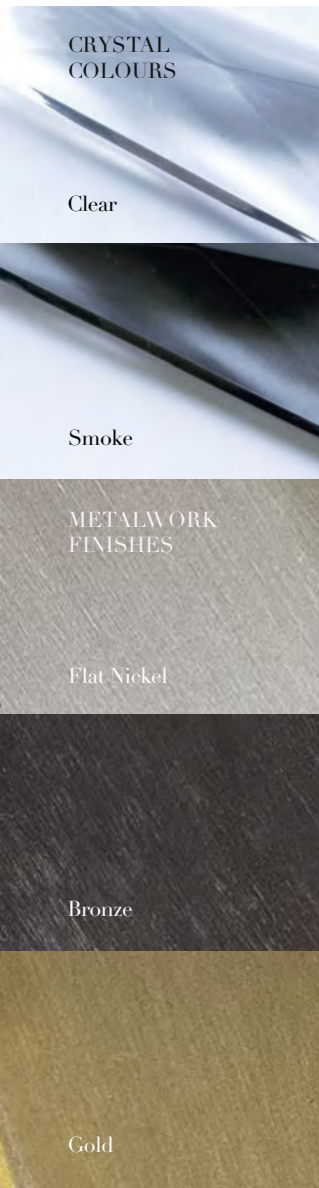


# LONG CHANDELIER with CHAIN

Three long layers of delicate chain strands and hand-crafted metalwork.

Silver, Copper, Black or Gold chain.

Flat Nickel, Bronze or Gold metalwork.



# LONG CHANDELIER with CRYSTAL

Three long tiers of beautiful hand-cut crystal and hand-crafted metalwork.  
Clear or Smoke crystal.  
Flat Nickel, Bronze or Gold metalwork.

Available in 3 sizes:

- dia410 x h630mm



- dia510 x h780mm



- dia710 x h1080mm




Download detailed product information from our website.



Single Stem Wall Light in  
Gold with Graphite silk

# WALL LIGHTS

Compass Wall Light in Alabaster with Gold





Mini Crescent Wall Light shown in Bronze with Clear Crystal



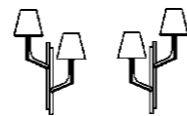
Pedicel Wall Light with  
Mustard Silk Linen

Pediceal Wall Light with  
Mustard Silk Linen



Available in 1 size:

• w350 x d210 x h530mm



Download detailed product  
information  
from our website.



Shown with Grey Linen

#### LINEN FINISHES



#### METALWORK FINISH

## PEDICEL WALL LIGHT with SILK LINEN

An elegant Wall Light with stepped arms in a hand-crafted textured Burnished Bronze finish. Presented with silk-linen shades available in a variety of jewel tones.

Ivory, Mustard, Forest, Nettle, Delphinium, Dove Grey, Terracotta and Dusk linen. Custom linens available on request.

Burnished Bronze metalwork.

Shown in Gold



Available in 1 size:

- w100 x d170 x h330mm



Download detailed  
product information  
from our website.



Shown in Bronze



# COMPASS WALL LIGHT with ALABASTER

An elegant Wall Light featuring shades hewn from solid alabaster. The soft opalescent alabaster shade is offset by the clean contemporary lines of the hand-grained metalwork. When lit, the alabaster shade offers a stunning diffuse light and displays a fascinating natural marbled texture. Finalist for SBID design award.

Bronze or Gold metalwork.

Available rated to IP44 for bathrooms.

## METALWORK FINISHES

Bronze

Gold



Available in 1 size:  
• w120 x d100 x h370mm



Download detailed  
product information  
from our website.

# FOLD WALL LIGHT

A Folded Brass Wall Light with a hand-grained finish.  
Use singly or group together for impact.  
Bronze metalwork.

METALWORK FINISH

Bronze




Shown in Bronze

Shown in Gold with Ivory Silk-Linen



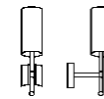
#### SILK FINISHES



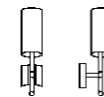
#### SINGLE STEM WALL LIGHT WITH SILK

Available in 2 sizes:

- standard single:  
w110x d235 x h420mm



- reduced depth single:  
w110x d150 x h420mm



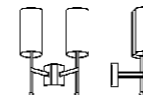
Download detailed product information from our website.



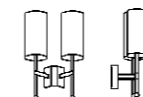
#### DOUBLE STEM WALL LIGHT WITH SILK

Available in 2 sizes:

- standard double:  
w330 x d235 x h420mm



- reduced depth double:  
w240 x d150 x h420mm



Download detailed product information from our website.



#### METALWORK FINISHES



Reduced depth single shown  
in Bronze with Ivory Silk

## STEM WALL LIGHTS with SILK

An elegant hand-crafted metal stem frame, supporting beautiful silk douppion or crepe satin shades.

Available in Single or Double with two depth options.

Select from our house fabrics: Silk Douppion, Silk Satin, Silk Linen or specify Customer's own Material.

Bronze, Flat Nickel or Gold metalwork.

Available rated to IP44for bathrooms.



Reduced depth shown in Flat Nickel with Orchid Silk

# STEM WALL LIGHTS with LATTICE

An elegant hand-crafted metal stem frame, supporting beautiful silk doupion or crepe satin shades encased in a delicate metal lattice. Available in Single or Double with two depth options.

Select from our house fabrics: Silk Douppion, Silk Satin, Silk Linen or specify Customer's own Material.

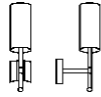
Bronze, Flat Nickel or Gold metalwork.

Available rated to IP44 for bathrooms.

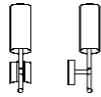
## SINGLE STEM WALL LIGHT WITH LATTICE

Available in 2 sizes:

- standard single: w110x d235 x h420mm



- reduced depth single: w110x d150 x h420mm



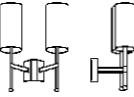
Download detailed product information from our website.



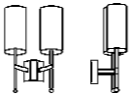
## DOUBLE STEM WALL LIGHT WITH LATTICE

Available in 2 sizes:

- standard double: w330 x d235 x h420mm




- reduced depth double: w240 x d150 x h420mm




Download detailed product information from our website.



### METALWORK FINISHES




### SILK FINISHES



Shown in Bronze with Birch Silk

Shown in Copper Chain with Bronze



# CRESCENT WALL LIGHTS with CHAIN

A simple column of individual delicate chains with hand-crafted metalwork. Available in 2 sizes.

Silver, Copper, Black or Gold chain.

Flat Nickel or Bronze metalwork.

Available in 2 sizes:

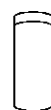
MINI CRESCENT

• w160 x d80 x h220mm




MAXI CRESCENT

• w160 x d80 x h350mm



Download detailed product information from our website.

Shown in Silver Chain with Flat Nickel



## CHAIN COLOURS



## METALWORK FINISHES

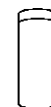
Shown in Clear Crystal with Flat Nickel



Available in 2 sizes:  
MINI CRESCENT  
• w160 x d80 x h220mm



MAXI CRESCENT  
• w160 x d80 x h350mm



Download detailed  
product information  
from our website.

Shown in Smoke Crystal with Bronze



# CRESCENT WALL LIGHTS with CRYSTAL

A simple column of beautiful hand-cut crystal with hand-crafted metalwork. Available in 2 sizes.

Clear and Smoke crystal.

Flat Nickel or Bronze metalwork.


## CRYSTAL COLOURS




Clear



Smoke



Flat Nickel



Bronze

## METALWORK FINISHES

# TABLE LAMPS



Compass Table Lamp in  
Alabaster with Gold



Stem Table Lamp shown in Gold with Birch silk shade



Compass Table Lamp in Alabaster with Bronze

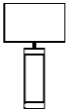


Stem Table Lamp shown in Gold with Oyster silk shade



Shown in Bronze with Silver silk shade

Available in 1 size:  
• dia400 x h680mm  
including shade



Download detailed  
product information  
from our website.

# COMPASS TABLE LAMP with ALABASTER

An elegant Table Lamp hewn from solid alabaster. The soft opalescent alabaster is offset by the clean contemporary lines of the hand-grained metalwork.

Select from our house fabrics: Silk Douppion, Silk Satin, Silk Linen or specify Customer's own Material.

Bronze or Gold metalwork.



Compass Table Lamp shown in  
Gold with Oyster silk shade

## METALWORK FINISHES

## SILK FINISHES





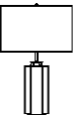
Shown in Gold with Birch silk shade

# STEM TABLE LAMP

A hexagonal Table Lamp hewn out of solid metal, which echoes the Stem Chandelier. Available in either Bronze or Gold with a double-lined oval silk shade.

Select from our house fabrics: Silk Douppion, Silk Satin, Silk Linen or specify Customer's own Material.  
Gold metalwork.

Available in 1 size:  
• w380 x d200 x h600mm  
including shade



Download detailed  
product information  
from our website.

SILK FINISHES      METALWORK FINISHES

Gold
Black
Ink
Birch
Ivory
Fossil
White
Steel
Celery
Graphite
Orchid
Silver
Oyster
Ivory
Mustard
Forest
Nettle
Delphinium
Dove Grey
Terracotta
Dusk

# PENDANTS





Alabaster Pendant Light with Deco Detail in Antique Brass





Available in 1 size:

- dia90mm x h350mm



Download detailed product information from our website.



# ALABASTER PENDANT LIGHT

A stunning individual pendant light hewn from solid alabaster. When lit, the alabaster offers a stunning diffuse light and displays a fascinating marbled texture. Each shade is adorned with three cast brass decorative elements with a choice of Leaf in Bronze or Deco in Antique Brass.

This piece comes complete with a matching ceiling rose and fabric flex in either Bronze or Antique Brass.

Available rated to IP44 for bathrooms.

The bathroom version features a drop rod finished to match.

## METALWORK FINISHES



Bronze



Antique Brass





Available in 1 size:

- dia180 x h320mm



Download detailed  
product information  
from our website.



# FOLD PENDANT

A trio of folded brass shades, each one hand-grained to bring out the best in this beautiful material.

Bronze metalwork.

Supplied complete with 2m of adjustable braided flex and folded brass ceiling rose

## METALWORK FINISHES

Bronze

Maxi Pendant shown in Bronze with Black Chain and  
Mini Pendant shown in Flat Nickel with Silver Chain



Available in 2 sizes:  
**MINI PENDANT**  
 • mini: dia160 x h220mm



**MAXI PENDANT**  
 • maxi: dia160 x h350mm



Download detailed  
product information  
from our website.



Shown in Gold Chain with Flat Nickel



# PENDANT LIGHTS with CHAIN

An elegant column of delicate chain with hand-crafted metalwork.  
Available in 2 sizes.

Silver, Copper, Black or Gold chain.

Flat Nickel, Bronze or Gold metalwork.

Available rated to IP44 for bathrooms.

Supplied with matching Pendant Kit cord set.

## CHAIN COLOURS

## METALWORK FINISHES



Mini Pendant shown in Bronze with Smoke Crystal



Available in 2 sizes:  
MINI PENDANT  
• mini: dia160 x h220mm



MAXI PENDANT  
• maxi: dia160 x h350mm



Download detailed  
product information  
from our website.



# PENDANT LIGHTS with CRYSTAL

An elegant column of beautiful hand-cut crystal with hand-crafted metalwork. Available in 2 sizes.

Clear, Mirrored or Smoke crystal.

Bronze, Flat Nickel or Gold metalwork.

Available rated to IP44 for bathrooms.

Supplied with matching Pendant Kit cord set.

## METALWORK FINISHES

## CRYSTAL COLOURS

Bronze

Flat Nickel

Gold

Clear

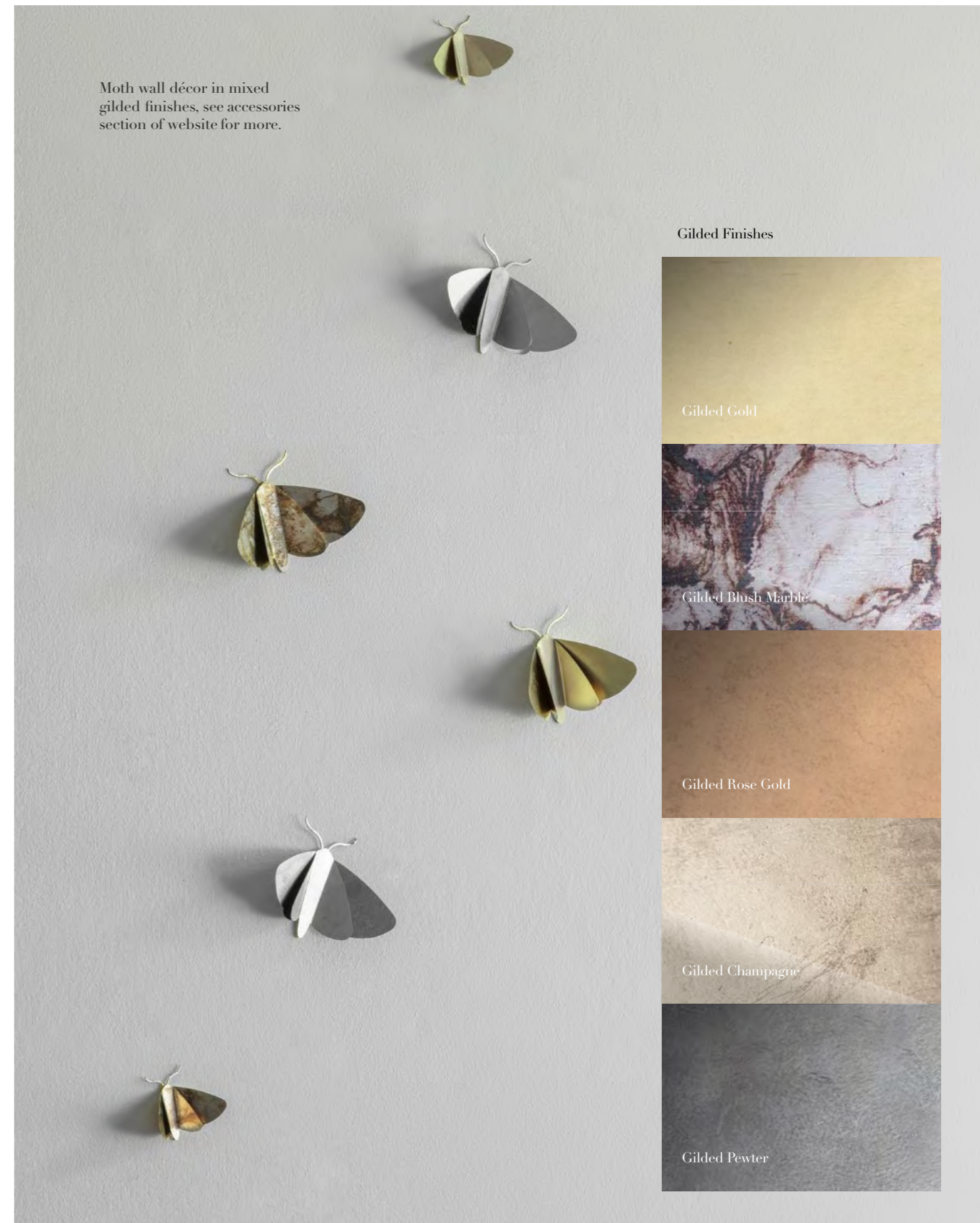

Smoke

Maxi Pendant shown in Clear  
Crystal with Flat Nickel



# OUR FINISHES

Beautiful materials are the inspiration for everything we do and they are also the first thing that most people notice about our lighting. We combine our hand-crafted metalwork with luxurious silks, hand-cut crystals, delicate chain strands and gold leaf to create stunning elegant pieces that are built to last. There are many different options for each format, enabling a large number of different colours and designs to be created. We are also able to create special finishes to your specification as part of our custom service.



# FINISH SAMPLES


We are very proud of our trade-only next day sampling service.  
We also offer sample kits and presentation boxes to ensure that you have a number  
of options to see for yourself the beauty of the materials we work with.



**TIGERMOTH**  
LIGHTING LTD



Our sample box





Our presentation box

# BATHROOM LIGHTING



Many of our lights are available rated to IP44 for use in bathrooms - the perfect option for adding a note of luxury to your bathroom design. Keep an eye out for this symbol on the catalogue or website product pages.

Shallow Chandelier shown in  
Bronze with Silver Chain, IP44



Lights shown clockwise from left to right: Alabaster Pendant Light with Leaf Detail in Bronze, Double Stem Wall Lights with Graphite Silk, Compass Wall Light in Bronze with Alabaster, Chain Pendant Light in Flat Nickel.



Our team can advise  
on the perfect IP  
rating for your project.

Lights shown clockwise from left  
to right: Shallow Chandelier shown  
in Clear Crystal with Bronze, Stem  
Wall Light in Bronze with Fossil Silk,  
Clear Crystal Chandelier.



Compass Wall Light with Alabaster  
shown in Gold, IP44

# THE TIGERMOTH SHOWROOM



The beautiful materials that we use and the craftsmanship that goes into each and every light is something that is best seen first-hand. With all of our different formats, finishes, sizes and colours on display, visiting our showroom is by far and away the best way to view the Tigermoth collection.

Our showroom at the Chelsea Harbour Design Centre is open  
Monday – Friday from 9.30am - 5.30pm.

---

ESTABLISHED 2009

[WWW.TIGERMOTHLIGHTING.COM](http://WWW.TIGERMOTHLIGHTING.COM)

Tel: +44 (0) 118984 5232 | [hello@tigermothlighting.com](mailto:hello@tigermothlighting.com)  
216 Design Centre East, Chelsea Harbour Design Centre, London, UK, SW10 0XD

---

Tel: +44 (0) 118984 5232  
hello@tigermothlighting.com

**WWW.TIGERMOTHLIGHTING.COM**