



**Crystal Colours**



**Chain Colours**

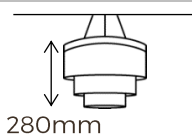
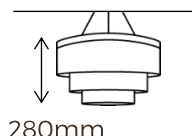
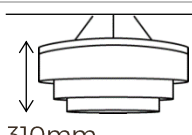


**Metalwork Finishes**



## IP44 SHALLOW CHANDELIER

Model Number - IP44-SHAL

Diameter	Std. Hanging Height	Min. Hanging Height	Height Adjustability	Lamp Holders	Max Wattage	Weight	Ceiling Rose	Height excluding suspension
<b>410mm diameter Shallow Chandelier - TL-IP44410SHAL</b>								
410mm	1010mm With 750mm suspension chains	550mm	Adjustable on site	3 - G9	5W each	9.0Kg	140mm dia x 25mm depth	 280mm
<b>510mm diameter Shallow Chandelier - TL-IP44510SHAL</b>								
510mm	1000mm With 750mm suspension chains	550mm	Adjustable on site	3 - G9	5W each	12.0Kg	140mm dia x 25mm depth	 280mm
<b>710mm diameter Shallow Chandelier - TL-IP44710SHAL</b>								
710mm	1000mm With 750mm suspension chains	600mm	Adjustable on site	6 - G9	5W each	22.0Kg	140mm dia x 25mm depth	 310mm



## General:

All measurements and weights are approximate - our lights are hand crafted so there will be some variation.

Made to IEC Standards designed to operate at 240V/50Hz. Certification for National Differences e.g. AS/NZS is available on request.

Lab certified to IP44 for use in bathrooms. Please check with your electrical contractor prior to ordering.

Supplied with high quality G9 light sources included.

## Modifications available:

EXTRASUSCHAIN - Extra suspension chain length charged per m to increase the hanging height

Call us for more information on modifications.

## Assembly:

Crystal chandeliers will arrive with the crystal packaged separately in strands (this is common practice and is done to prevent damage to the crystal in transit). All you need to do to assemble your light is to hook each strand onto the frame with the hooks provided.

You will need a qualified electrician to install your light.

Our lights come with comprehensive installation instructions. They shouldn't need much maintenance but we give you some information on that too.

## Made in England.

All of our lights are designed and manufactured in England by skilled craftsmen and women.

All designs are copyright to Tigermoth Lighting Ltd.

WEEE Registration Number: WEE/BU3809XD

For more information call - +44 (0) 118 984 5232  
or visit – [www.tigermothlighting.com](http://www.tigermothlighting.com)

## Packaging Information:

The approximate box weights and dimensions are outlined below:

Number of Boxes	Dimensions (mm)	Weight (Kg)
410 Shallow Chain Chandelier		
1	440 x 440 x 330	9.0
410 Shallow Crystal Chandelier		
1	440 x 440 x 330	9.0
510 Shallow Chain Chandelier		
1	540 x 540 x 380	13.0
510 Shallow Crystal Chandelier		
1	540 x 540 x 380	13.0
710 Shallow Chain Chandelier		
1	740 x 740 x 390	22.0
710 Shallow Crystal Chandelier		
1	740 x 740 x 390	22.0

Tigermoth Lighting is a  
Lighting Industry  
Association Quality  
Assured Company.

