



Metalwork Finishes


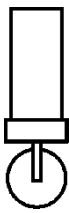


Shade Materials



## COMPASS WALL LIGHT

Model Number – TL-COMPASSWLCC; TL-COMPASSWLAL

Width	Height	Depth	Lamp Holders	Max Wattage	Weight	
Compass Wall Light with Cut Glass – TL-COMPASSWLCC						
100mm	330mm	170mm	1	20W each	3.0Kg	
Compass Wall Light with Alabaster – TL-COMPASSWLAL						
100mm	330mm	170mm	1	20W each	3.0Kg	



## General:

All the lamp holders in our Compass collection are standard large Edison Screw (E27).

Made to IEC Standards designed to operate at 240V/50Hz. Certification for National Deviations e.g. AS/NZS is available on request.

All measurements and weights are approximate - our lights are hand crafted so there will be some variation.

Dimmable LED filament light sources are supplied included.

We recommend using only candle or golf ball style light sources in this wall light.

## Assembly:

You will need a qualified electrician to install your light.

Our lights come with comprehensive installation instructions. They shouldn't need much maintenance, but we give you some information on that too.

## Made in England.

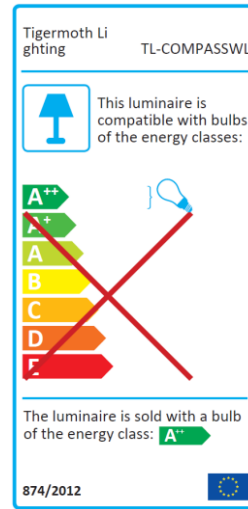
All of our lights are designed and manufactured in England by skilled craftsmen and women.

All designs are copyright to Tigermoth Lighting Ltd.

WEEE Registration Number: WEE/BU3809XD

For more information call - +44 (0) 118 984 5232  
or visit – [www.tigermothlighting.com](http://www.tigermothlighting.com)

## Energy Rating:



## Packaging Information:

Please contact us for packaging information on smaller products as the box weights and dimensions are dependent on the quantity of lights in the order.

Tigermoth Lighting is a Lighting Industry Association Quality Assured Company.



© Tigermoth Lighting Ltd 2021