




Crystal Colours



Chain Colours



Metalwork Finishes



SHALLOW CHANDELIER

Model Number – TL-SHAL

Diameter	Max. Hanging Height	Min. Hanging Height	Height Adjustability	Lamp Holders	Max Wattage	Weight	Ceiling Rose	Height excluding Suspension
410mm diameter Shallow Chandelier - TL-410SHAL								
410mm	1010mm With 750mm suspension chains	550mm	Adjustable on site	3 - E27	60W each	9.0Kg	140mm dia x 25mm depth	 280mm
510mm diameter Shallow Chandelier - TL-510SHAL								
510mm	1000mm With 750mm suspension chains	550mm	Adjustable on site	3 - E27	60W each	12.0Kg	140mm dia x 25mm depth	 280mm
710mm diameter Shallow Chandelier - TL-710SHAL								
710mm	1000mm With 750mm suspension chains	600mm	Adjustable on site	6 - E27	60W each	22.0Kg	140mm dia x 25mm depth	 310mm
1010mm diameter Shallow Chandelier - TL-1010SHAL								
1010mm	1230mm With 1000mm suspension chains	520mm	Adjustable on site	6 - E27	60W each	31.0Kg	140mm dia x 25mm depth	 320mm
1210mm diameter Shallow Chandelier - TL-1210SHAL								
1210mm	1280mm With 1000mm suspension chains	750mm	Adjustable on site	6 - E27	60W each	50Kg	140mm dia x 25mm depth	 450mm



General:

All measurements and weights are approximate - our lights are hand crafted so there will be some variation.

Made to IEC Standards designed to operate at 240V/50Hz. Certification for National Differences e.g. AS/NZS is available on request.

We recommend using only candle or golf ball style light sources in this light. We can supply suitable dimmable LED light sources.

Modifications available:

- Additional length of suspension chain to increase the maximum hanging height
- Direct-to-ceiling fixing
- Modified suspension for closer fitting to ceiling
- Certified IP44 version available (see next page).

Call us for more information on modifications.

Assembly:

Crystal chandeliers will arrive with the crystal packaged separately in strands (this is common practice and is done to prevent damage to the crystal in transit). All you need to do to assemble your light is to hook each strand onto the frame with the hooks provided.

You will need a qualified electrician to install your light.

Our lights come with comprehensive installation instructions. They shouldn't need much maintenance but we give you some information on that too.

Packaging Information:

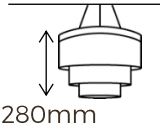
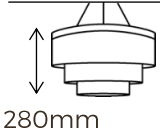
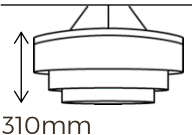
The approximate box weights and dimensions are outlined below:

Number of Boxes	Dimensions (mm)	Weight (Kg)
410 Shallow Chain Chandelier		
1	440 x 440 x 330	9.0
410 Shallow Crystal Chandelier		
1	440 x 440 x 330	9.0
510 Shallow Chain Chandelier		
1	540 x 540 x 380	13.0
510 Shallow Crystal Chandelier		
1	540 x 540 x 380	13.0
710 Shallow Chain Chandelier		
1	740 x 740 x 390	22.0
710 Shallow Crystal Chandelier		
1	740 x 740 x 390	22.0
1010 Shallow Chain Chandelier		
1	1090 x 1070 x 160	31.0
1010 Shallow Crystal Chandelier		
2	1090 x 1070 x 160	10.0
	440 x 440 x 330	21.0



IP44 SHALLOW CHANDELIER

Model Number – TL-IP44-SHAL

Diameter	Max. Hanging Height	Min. Hanging Height	Height Adjustability	Lamp Holders	Max Wattage	Weight	Ceiling Rose	Height excluding suspension
410mm diameter Shallow Chandelier - TL-IP44410SHAL								
410mm	1010mm With 750mm Suspension Chains	550mm	Adjustable on site	3 - G9	5W each	9.0Kg	140mm dia x 25mm depth	 280mm
510mm diameter Shallow Chandelier - TL-IP44510SHAL								
510mm	1000mm With 750mm Suspension Chains	550mm	Adjustable on site	3 - G9	5W each	12.0Kg	140mm dia x 25mm depth	 280mm
710mm diameter Shallow Chandelier - TL-IP44710SHAL								
710mm	1000mm With 750mm Suspension Chains	600mm	Adjustable on site	6 - G9	5W each	22.0Kg	140mm dia x 25mm depth	 310mm

Differences from standard chandeliers:

All lamp holders in IP44 chandeliers are G9.

We cannot advise on what IP rating you require for your bathroom lighting; please check with your electrical contractor prior to ordering.

Made in England.

All of our lights are designed and manufactured in England by skilled craftsmen and women.

All designs are copyright to Tigermoth Lighting Ltd.

WEEE Registration Number: WEE/BU3809XD

Tigermoth Lighting is a Lighting Industry Association Quality Assured Company.

