




Crystal Colours



Chain Colours

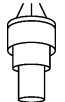
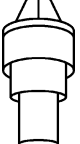


Metalwork Finishes



LONG CHANDELIER

Model Number – TL-LONG

Height excl. suspension	Suspension Chains	Lamp Holders	Max Wattage	Weight	Ceiling Rose Dia.	
410mm diameter Long Chandelier - TL-410LONG						
630mm	750mm	3 - E27	60W each	13.0Kg	130mm	
510mm diameter Long Chandelier - TL-510LONG						
780mm	750mm	6 - E27 (across 2 levels)	60W each	22.0Kg	130mm	
710mm diameter Long Chandelier - TL-710LONG						
1080mm	750mm	9 - E27 (across 2 levels)	60W each	37.0Kg	130mm	

General:

Height measurements for chandeliers do not include the suspension chains. Suspension chains for chandeliers can be adjusted to the height needed upon installation.

All of our lamp holders are standard large Edison Screw (E27).

Made to IEC Standards designed to operate at 240V/50Hz. Certification for National Deviations e.g. AS/NZS is available on request.

All measurements and weights are approximate - our lights are hand crafted so there will be some variation.

Dimmable LED filament light sources are supplied included.

Assembly:

Crystal chandeliers will arrive with the crystal packaged separately in strands (this is common practice and is done to prevent damage to the crystal in transit). All you need to do to assemble your light is to hook each strand onto the frame with the hooks provided.

You will need a qualified electrician to install your light.

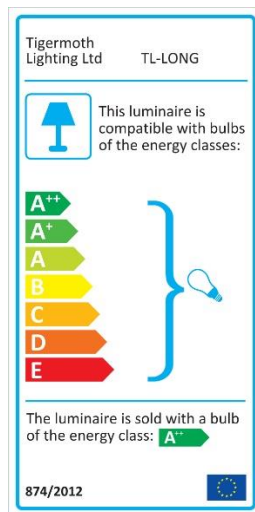
Our lights come with comprehensive installation instructions. They shouldn't need much maintenance but we give you some information on that too.

Modifications available:

- Additional length of suspension chain
- Modified suspension for closer fitting to ceiling
- Certified IP44 version available (see next page)

Call us for more information on modifications.

Energy Rating:



Packaging Information:

The approximate box weights and dimensions are outlined below:

Number of Boxes	Dimensions (mm)	Weight (Kg)
410 Long Chain Chandelier		
1	440 x 440 x 330	13.0
410 Long Crystal Chandelier		
1	440 x 440 x 330	13.0
510 Long Chain Chandelier		
1	540 x 540 x 380	22.0
510 Long Crystal Chandelier		
2	540 x 540 x 380	8.0
	540 x 540 x 380	19.0
710 Long Chain Chandelier		
2	740 x 740 x 390	30.0
	540 x 540 x 380	11.5
710 Long Crystal Chandelier		
2	740 x 740 x 390	12.0
	540 x 540 x 380	25.0



IP44 LONG CHANDELIER

Model Number – TL-IP44-LONG

Height excl. suspension	Suspension Chains	Lamp Holders	Max Wattage	Weight	Ceiling Rose Dia.	
410mm diameter Long Chandelier - TL-IP44410LONG						
630mm	750mm	3 - G9	5W each	13.0Kg	130mm	
510mm diameter Long Chandelier - TL-IP44510LONG						
780mm	750mm	6 -G9 (across 2 levels)	5W each	22.0Kg	130mm	
710mm diameter Long Chandelier - TL-IP44710LONG						
1080mm	750mm	9 - G9 (across 2 levels)	5W each	37.0Kg	130mm	

Differences from standard chandeliers :

All lamp holders in IP44 chandeliers are G9.

IP44 chandeliers are supplied with dimmable G9 LED Light sources included.

Not all G9 LED lamps fit inside the luminaire, if replacements are needed please contact us.

We cannot advise on what IP rating you require for your bathroom lighting; please check with your electrical contractor prior to ordering.

Made in England.

All of our lights are designed and manufactured in England by skilled craftsmen and women.

All designs are copyright to Tigermoth Lighting Ltd.

WEEE Registration Number: WEE/BU3809XD

For more information call - +44 (0) 118 984 5232
or visit – www.tigermothlighting.com

Tigermoth Lighting is a Lighting Industry Association Quality Assured Company.

