



Crystal Colours



Chain Colours

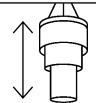
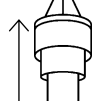
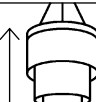


Metalwork Finishes



LONG CHANDELIER

Model Number – TL-LONG

Diameter	Max. Hanging Height	Min. Hanging Height	Height Adjustability	Lamp Holders	Max Wattage	Weight	Ceiling Rose	Height excluding Suspension
410mm diameter Long Chandelier - TL-410LONG								
410mm	1300mm With 750mm Suspension Chains	900mm	Adjustable on site	3 - E27	60W each	13.0Kg	140mm dia. x 25mm depth	 630mm
510mm diameter Long Chandelier - TL-510LONG								
510mm	1450mm With 750mm Suspension Chains	1050mm	Adjustable on site	6 - E27 (across 2 levels)	60W each	22.0Kg	140mm dia. x 25mm depth	 780mm
710mm diameter Long Chandelier - TL-710LONG								
710mm	1750mm With 750mm Suspension Chains	1370mm	Adjustable on site	9 - E27 (across 2 levels)	60W each	37.0Kg	140mm dia. x 25mm depth	 1080mm



General:

All measurements and weights are approximate - our lights are hand crafted so there will be some variation.

Made to IEC Standards designed to operate at 240V/50Hz. Certification for National Differences e.g. AS/NZS is available on request.

We recommend using only candle or golf ball style light sources in this light. We can supply suitable dimmable LED light sources.

Modifications available:

- Additional length of suspension chain to increase the maximum hanging height
- Modified suspension for closer fitting to ceiling

Call us for more information on modifications.

Assembly:

Crystal chandeliers will arrive with the crystal packaged separately in strands (this is common practice and is done to prevent damage to the crystal in transit). All you need to do to assemble your light is to hook each strand onto the frame with the hooks provided.

You will need a qualified electrician to install your light.

Our lights come with comprehensive installation instructions. They shouldn't need much maintenance, but we give you some information on that too.

Made in England.

All of our lights are designed and manufactured in England by skilled craftsmen and women.

All designs are copyright to Tigermoth Lighting Ltd.

WEEE Registration Number: WEE/BU3809XD

For more information call - +44 (0) 118 984 5232
or visit – www.tigermothlighting.com

Packaging Information:

The approximate box weights and dimensions are outlined below:

Number of Boxes	Dimensions (mm)	Weight (Kg)
410 Long Chain Chandelier		
1	440 x 440 x 330	13.0
410 Long Crystal Chandelier		
1	440 x 440 x 330	13.0
510 Long Chain Chandelier		
1	540 x 540 x 380	22.0
510 Long Crystal Chandelier		
2	540 x 540 x 380	8.0
	540 x 540 x 380	19.0
710 Long Chain Chandelier		
2	740 x 740 x 390	30.0
	540 x 540 x 380	11.5
710 Long Crystal Chandelier		
2	740 x 740 x 390	12.0
	540 x 540 x 380	25.0

Tigermoth Lighting is a Lighting Industry Association Quality Assured Company.

