




Crystal Colours



Chain Colours





Metalwork Finishes



CRESCENT WALL LIGHT

Model Number – TL-WMINI; TL-WMAXI

Width	Depth	Height	Lamp Holders	Max Wattage	Weight	
Mini Crescent Wall Light - TL-WMINI						
160mm	80mm	220mm	1	40W each	1.5Kg	
Maxi Crescent Wall Light - TL-WMAXI						
160mm	80mm	350mm	1	40W each	2.0Kg	



General:

All the lamp holders in our Chain / Crystal collection are standard large Edison Screw (E27).

Made to IEC Standards designed to operate at 240V/50Hz. Certification for National Deviations e.g. AS/NZS is available on request.

All measurements and weights are approximate - our lights are hand crafted so there will be some variation.

Dimmable LED filament light sources are supplied included.

We recommend using only candle or golf ball style light sources in this wall light.

Assembly:

Crystal wall lights will arrive with the crystal packaged separately in strands (this is common practice and is done to prevent damage to the crystal in transit). All you need to do to assemble your light is to hook each strand onto the frame with the hooks provided.

You will need a qualified electrician to install your light.

Our lights come with comprehensive installation instructions. They shouldn't need much maintenance but we give you some information on that too.

Made in England.

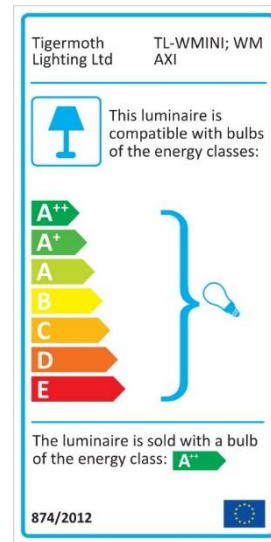
All of our lights are designed and manufactured in England by skilled craftsmen and women.

All designs are copyright to Tigermoth Lighting Ltd.

WEEE Registration Number: WEE/BU3809XD

For more information call - +44 (0) 118 984 5232
or visit – www.tigermothlighting.com

Energy Rating:



Packaging Information:

Please contact us for packaging information on smaller products as the box weights and dimensions are dependent on the quantity of lights in the order.

Tigermoth Lighting is a Lighting Industry Association Quality Assured Company.

