




Crystal Colours



Chain Colours





Metalwork Finishes



CRESCENT WALL LIGHT

Model Number – TL-WMINI; TL-WMAXI

Width	Depth	Height	Lamp Holders	Max Wattage	Weight	
Mini Crescent Wall Light - TL-WMINI						
160mm	80mm	220mm	1	40W each	1.5Kg	
Maxi Crescent Wall Light - TL-WMAXI						
160mm	80mm	350mm	1	40W each	2.0Kg	



General:

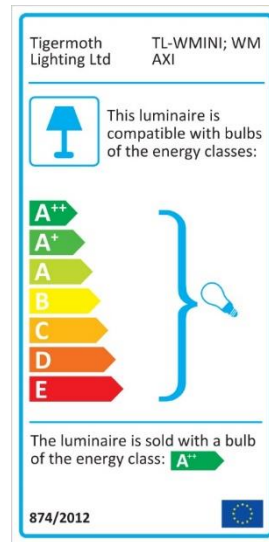
All of our lamp holders are standard large Edison Screw (E27).

Made to UK / EU standards and designed to operate at 240V / 50Hz

All measurements and weights are approximate - our lights are hand crafted so there will be some variation.

Dimmable LED filament light sources are supplied included.

Energy Rating:



Assembly:

Crystal wall lights will arrive with the crystal packaged separately in strands (this is common practice and is done to prevent damage to the crystal in transit). All you need to do to assemble your light is to hook each strand onto the frame with the hooks provided.

You will need a qualified electrician to install your light. To find one in the UK, try www.niceic.org.uk or www.napit.org.uk.

Our lights come with comprehensive installation instructions. They shouldn't need much maintenance but we give you some information on that too.

Made in England.

All of our lights are designed and manufactured in England by skilled craftsmen and women.

All designs are copyright to Tigermoth Lighting Ltd.

Tigermoth Lighting is a member of the LIA Quality Assurance Scheme.

